


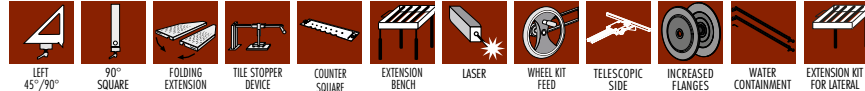
# SMS 150



### AVAILABLE BLADES



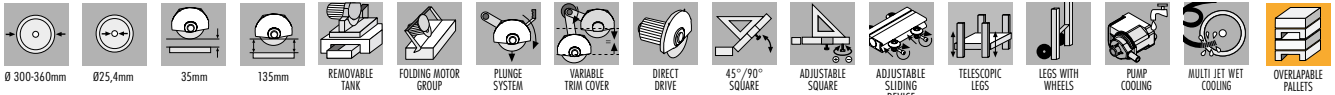
### ACCESSORIES



### PACKAGE



### TECHNICAL CHARACTERISTICS



- For cutting granite, marble, porcelain, single and double fired, bricks, cement etc...
- Maximum length of cut 150 cm (59").
- Maximum depth of cut 100 mm (4") in single pass; 135 mm (5 1/8") in double pass.
- Diamond blade max Ø 360 mm (14"); min Ø 300 mm (12").
- Plunge cut and adjustable cutting depth.
- Heavy duty water pump and jet nozzles provide superior blade cooling.
- Pivoting blade guard remains parallel with tile to ensure maximum cutting depth.
- Cast and extruded aluminum framework.
- Re-adjustable square for long lasting precision.
- Easy-to-remove polypropylene tank for easy cleaning. Capacity: 38 lt (10 Gal).
- Sliding motor assembly with galvanized steel housing provided with 4 pulleys (double internal bearings each).
- Pulleys are easy to re-adjust (tighten): avoid play and confer long lasting precision of cut.
- Tilting movement (0-47°) for 45° angle cut (jolly).
- Telescopic legs provided with double safety device and wheels kit.
- Equipped with: diamond disc Ø 350 mm (14") for porcelain tiles, wheels kit for easy transport, keys kit, user manual.
- Wide range of accessories available.

### MODEL SPECIFICATIONS

Part No.	Barcode	Box	Lightning Bolt	Plug	M	Motor	Blade	Wheel	Disc	Blade
223MS150EUP	8050532002760	1	230 V 50 Hz	● 2P+T / 16A	Single-phase	3 HP / 2,2 kW	2800	300 mm	12"	2800
223MS150V400	8050532005471	1	400 V 50 Hz	● 3P+T+N / 16A	Three-phase	3 HP / 2,2 kW	2800	300 mm	12"	2800
223MS150BRP	8050532002753	1	230 V 60 Hz	● 2P+T / 16A	Single-phase	3 HP / 2,2 kW	3360	300 mm	12"	3360
223MS150USP	8050532002777	1	110 V 60 Hz	● 2P+T / 16A + UL	Single-phase	2 HP / 1,5 kW	3360	300 mm	12"	3360

Model	Blade	Table	Table	Table	Table	Table	Table	Table	Table	Table	Table
SMS 150	350 mm 14"	100 mm 4"	60 mm 2 3/8"	150 cm 59"	∞	106x106 cm 41 5/8" x 41 5/8"	200x70x85 cm 78 3/4" x 27 1/2" x 33 1/2"	89 Kg 196.2 lbs	200x80x110 cm 78 3/4" x 31 1/2" x 43 3/8"	130 Kg 286.6 lbs	
	300 mm 12"	60 mm 2 3/8"	45 mm 1 3/4"								

